

ATTENDING A DEMINAR:

Skillsoft presents regularly-scheduled Live Learning "Deminars" available to those wanting to sample the Live Learning format for themselves. Deminars are 15-minute events that allow participants to sample this dynamic, online classroom delivered live to the desktop or laptop via the Internet.

Deminars are offered once per week, typically on Fridays and occasionally on Wednesdays. Check the Live Learning Calendar (<http://calendar.skillsoft.com>) for the session you would like to attend.

Step 1 of 4: Anytime Before the Deminar Session, Test Your Browser

Any time (even days) before the Deminar's scheduled start time, Go to <http://livelearning.skilldialogue.com> and select Check Browser in the left-hand menu to ensure you can access the Dialogue platform. (It is recommended that you turn off any popup blockers). This will give you time to get some help if you experience any compatibility issues (which will be indicated to you at this test site).

Step 2 of 4: Join the Deminar Session

Within 15 minutes of the scheduled Deminar start-time, go to http://LIVELEARNING.skilldialogue.com/brands/WDG/WDG_WebInterpoint/join.asp?schedID=25511&sTopic=Standard+Deminar&sDateTime=%201%3A0%3A0%20PM. Enter your name and email and then click Log In.

Participant Login

Enter your login information. Then click the **Log in** button.

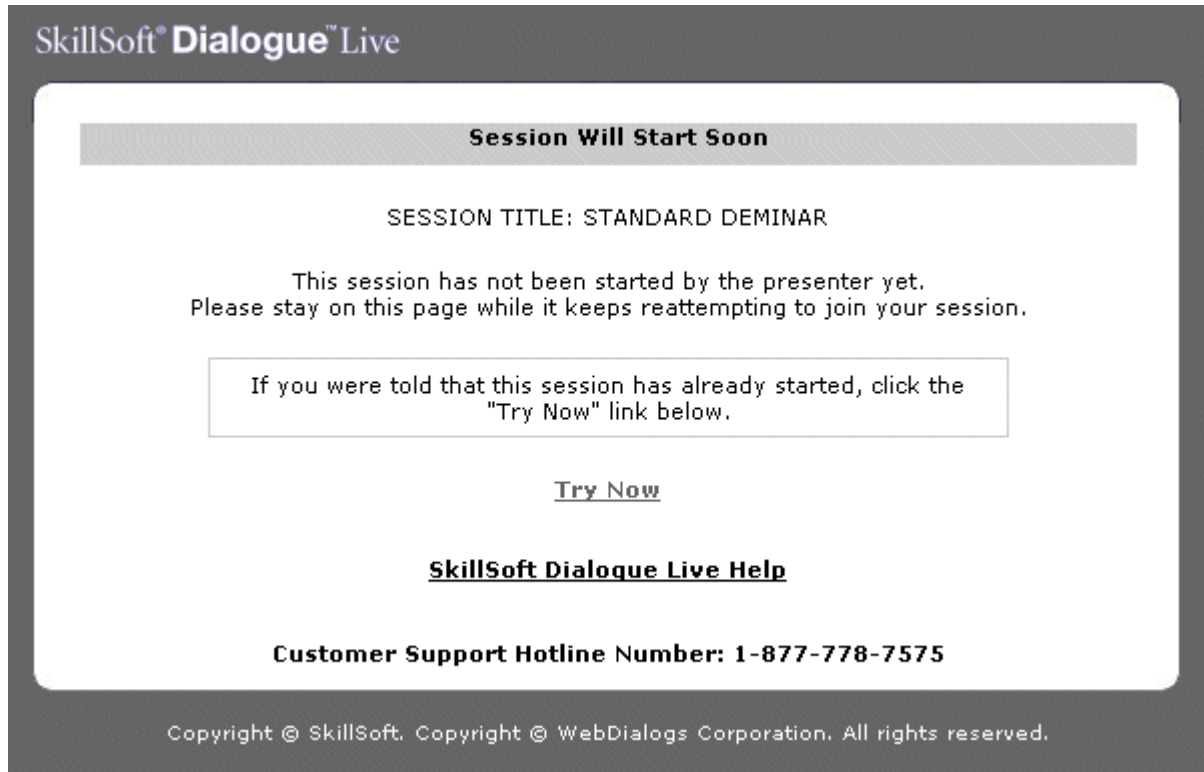
* **Your Name:**

* **Your E-Mail Address:**

Show Me Quick Tips

Step 3 of 4: If the Session has not yet been Initiated

If the session has not been initiated yet, you will receive the message below. Once the presenters have started the session, you will automatically connect.



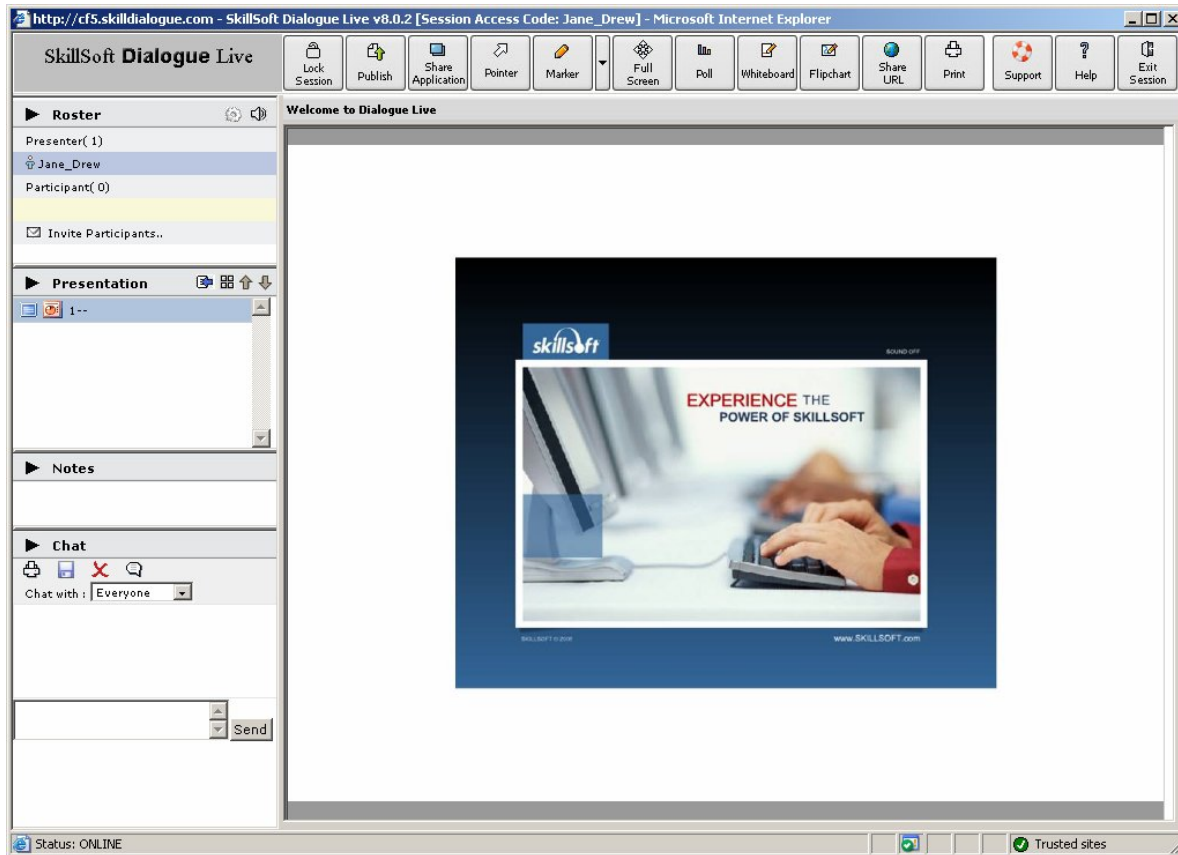
Step 4 of 4: Connecting once the Session has been Initiated


1. Upon joining the session, a prompt appears as shown.



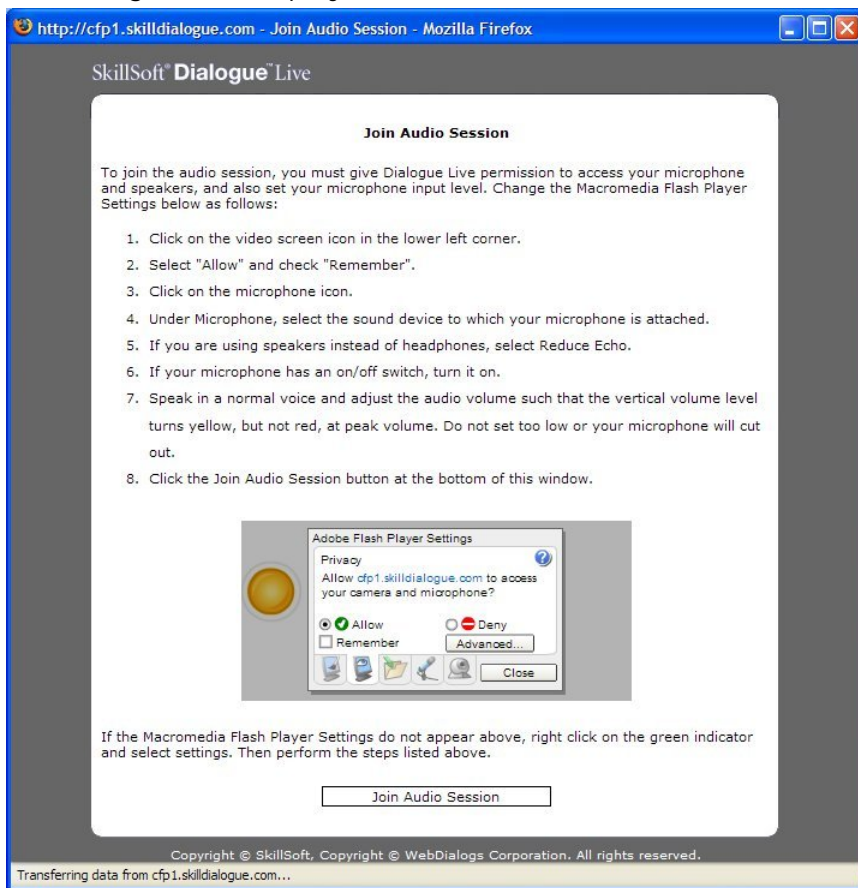
2. Click the OK button.

The system displays the virtual classroom window similar to that below.



3. To enable the streaming audio, click on the Audio button  in the toolbar.

The following screen displays.



4. If you would prefer to call into this event please use the dial in information below.

Domestic: 866-955-4255 / International: 720-348-8455
Code: *4982567*

5. You can ignore the screen's detailed instructions and click on the Join Audio Session button.

Note: Live Learning is a one-way (broadcast) audio only.

You should now be in the live Deminar session with audio enabled and you should be able to hear the streaming audio (provided your speaker or headphones are not muted).

Participating in a Live Session

Once in a Live session, the Chat function is accessible in the lower left of the Dialogue window that lets you communicate with instructors. As a learner, you can enter messages into the text box and click Send to communicate with your instructor. A separate window displays the chat exchange.

As a learner, you can also use other features such as polling by answering Yes or No to an instructor's question during the session. Your instructor can prompt you on the procedure.

Application Sharing

During a session, presenters can use application-sharing mode to show other applications. When this occurs, you might see the following popup dialog:



Respond to this dialog by selecting Run.